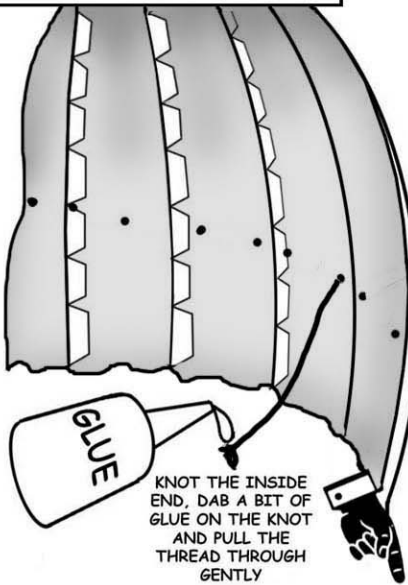




HEY KIDS... WANNA BUILD A REAL FLYING BALLOON?

FIRST... GO OUT AND GET A PACK OF TISSUE PAPER... IDEALLY IN MIXED COLORS

GENERAL BALLOON INSTRUCTIONS



PUSH THROUGH INDIVIDUAL LENGTHS OF THREAD WITH A STOUT NEEDLE. DO THIS BEFORE CAPPING OFF ONE OR OTHER END

BE GENEROUS WITH THE THREAD LENGTH, YOU'LL NEED IT IN A LITTLE WHILE


KNOT THE INSIDE END, DAB A BIT OF GLUE ON THE KNOT AND PULL THE THREAD THROUGH GENTLY



PUT A FEW MEARS OF WHITE GLUE AROUND THE BASKET AND PRESS THE RIGGING TO AFIX



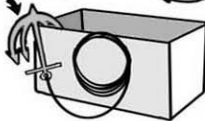
GROUP RIGGING TOGETHER AND CUT



SINCE YOUR STRINGS ARE EQUAL, THIS WILL KEEP YOUR BASKET LEVEL

GLUE BASKET BOTTOM INSIDE THE BASKET

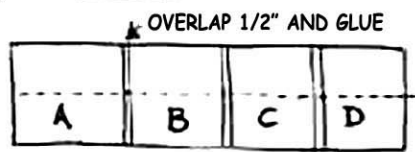
ANCHOR ALTERNATIVELY, HANG FROM SIDE OF BASKET WITH SOME COILED THREAD



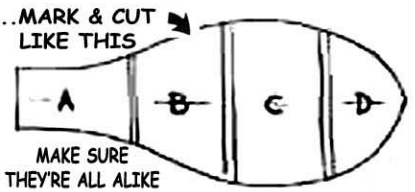
TIPS

- IF YOUR THREADING DOESN'T HANG JUST RIGHT WHEN YOU ARE FINISHED, JUST ADD A COUPLE QUARTERS INTO THE BASKET OF THE BALLOON TO ADD TENSION TO THE STRING.
- HELP PREVENT PMB (PAPER MODELING BURNOUT) YOU MIGHT LIKE TO SKIP EVERY OTHER THREAD OR SO. DON'T WORRY. YOUR BALLOON WILL STILL LOOK GREAT!
- LIGHTWEIGHT YARN IS LOOKS NICE & COLORFUL AND IS A LITTLE EASIER TO WORK WITH.

IF YOU GLUE THE LAST THREE OR FOUR TABS FIRST AND LET THE GLUE SET, YOU'LL FIND THAT ALL THE OTHER TABS PRETTY MUCH FALL INTO PLACE WHEN GLUED. AFTER A MINUTE OR SO, PRESS THE SEAMS TIGHTLY TOGETHER WITH YOUR FINGERS

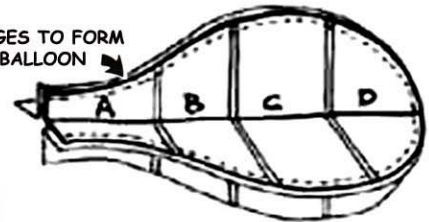


MAKE 12 OF THESE 12" SQUARES



MAKE SURE THEY'RE ALL ALIKE

GLUE EDGES TO FORM THE BALLOON



A FEW FOLDS WILL MAKE THE CUFF THAT KEEPS THE BOTTOM OPEN



A METAL LID WITH A WAD OF COTTON SITTING IN ALCOHOL... OR A CAN OFF STERNO

ANATOMY OF THE FREE BALLOON

- GAS VALVE (OPENED WHEN THE BALLOON IS DESCENDING)
- NETTING
- CROWS FEET (JUNCTION OF NETTING AND THE ATTACHMENT CHORDS)
- INSTRUMENT PANEL
- ARRESTING ROPES
- TRAIL-ROPE
- WOODEN BOARDS
- BASKET
- BASKET ATTACHMENT ROPES
- BASKET HOOP
- ATTACHMENT LINES
- NEC GAS OUTLET
- BALLOON ENVELOPE
- EQUATOR (DIAMETE)
- RIPPING PANEL

HERE ARE A FEW FUN PHOTOS OF THE FINE FOLKS AT OLD STURBRIDGE VILLAGE, MASS DOING SOME 17TH CENTURY AVIATION

THESE TISSUE BALLOONS GOT UP TO A HEIGHT OF ABOUT 75 FEET.



A COUPLE CAUGHT ON FIRE !!