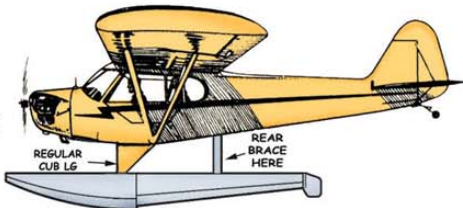


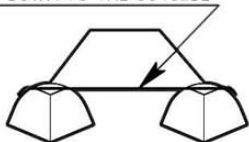
FLOATS

FOR THE FIDDLERSGREEN
J3 PIPER CUB




CUT SLITS IN FLOATS AT RED LINES
THEN THREAD CROSSMEMBERS ALL
THE WAY THROUGH AND GLUE TABS
DOWN TO THE OUTSIDE

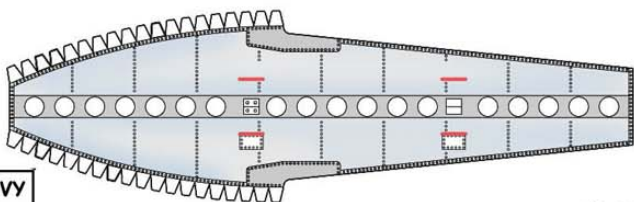
DIP COMPLETED
FLOATS IN
HOT WAX
TO MAKE THEM
WATERPROOF



BUT...
THEY SHOULD WORK
ON JUST ABOUT
ANYTHING



RIGHT
FLOAT



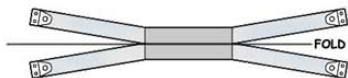
WATER
RUDDER



PRINT ON HEAVY
CARDSTOCK
(#110 IDEALLY)

THANKS TO
TOBIN VETTING
FOR THESE FLOATS

CROSS MEMBERS
BETWEEN FLOATS



REAR FLOAT
BRACKET


(GLUE OVER TOOTHPICK)

THEY FIT THE LARGE
SIZE CUB.
TO USE ON THE SMALLER
VERSION REDUCE TO 73%

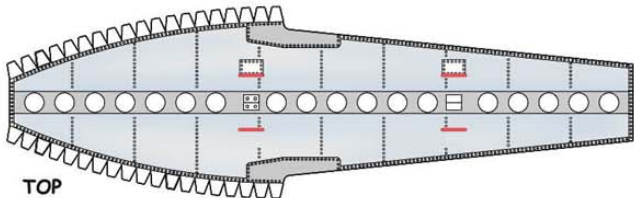


FOLD

(GLUE OVER TOOTHPICK)



LEFT
FLOAT




TOP


FOLD



WATER
RUDDER



BOTTOM FRONT



BOTTOM REAR