

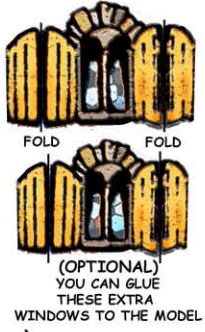
THIS IS THE LARGEST OF THE TOWERS.

YOU CAN SIMPLY BUILD IT AS IT IS OR ADD ALL THE LITTLE GOODIES & ENHANCEMENTS.

YOU CAN DOWNLOAD A NEAT GREETING CARD WITH A CASTLE

FREE BY CLICKING HERE IF YOU'RE ON THE INTERNET

MAIN TOWER ROOF



FOLD FOLD

(OPTIONAL) YOU CAN GLUE THESE EXTRA WINDOWS TO THE MODEL

GLUE FLAG OVER TOOTHPICK


GLUE ROOF TO TOWER THEN BEND LOWER SHINGLES UP AS SHOWN



EXTRA DOOR PARTS (OPTIONAL)



WRAP THIS CAP AROUND THE TOP OF THE ROOF

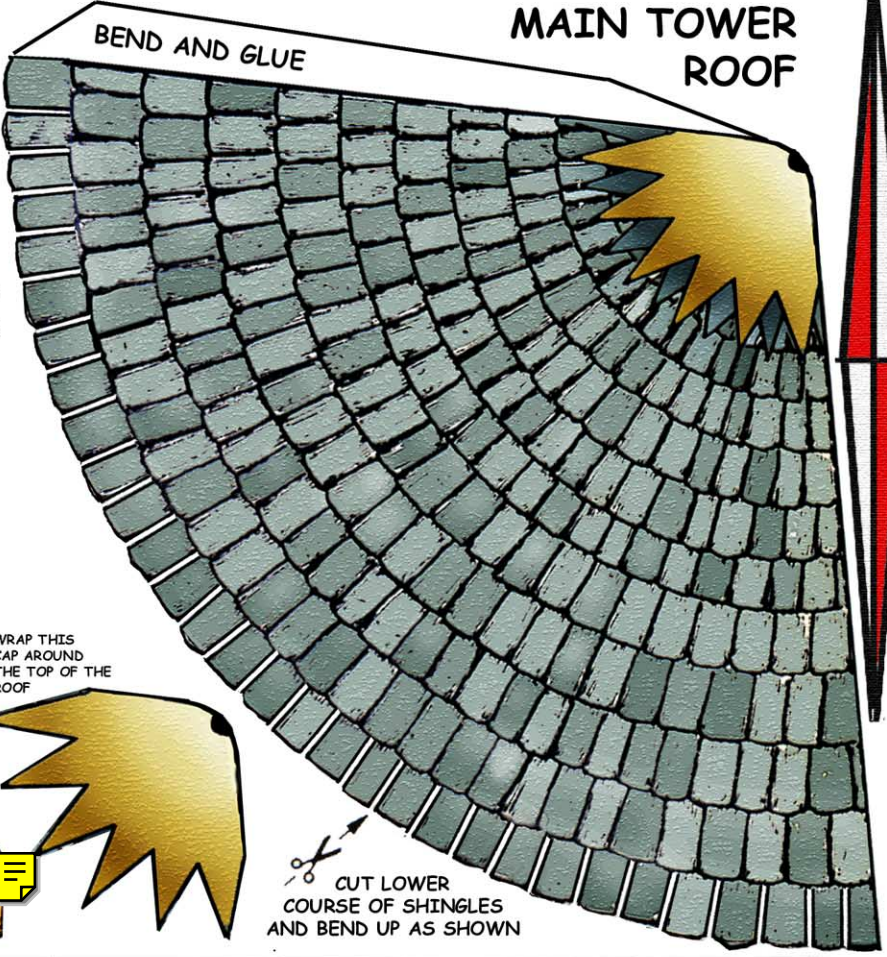


BEND THESE BACK AND GLUE



TYPICAL TOWER DETAIL

CUT LOWER COURSE OF SHINGLES AND BEND UP AS SHOWN



BEND AND GLUE

FLAGS (BUT YOU KNOW THAT)